

星辉数控 EXCITECH



领先·创新——专注家具产业智慧化生产

自动化解决方案

- 智能信息化工厂生产解决方案
- 板式家具生产解决方案
- 智慧包装生产解决方案
- 橱柜门板生产解决方案
- 实木生产解决方案
- 五轴联动加工(先进材料)生产解决方案
- 雕刻设备生产解决方案
- 软件应用方案

Global Business Development

North Base: No.1832 GangYuanQi Road, High-Tech District,
Jinan, Shandong Province, P.R.China

South Base: No.4 KeJiZhong Road, High-Tech District, Zhaoqing,
Guangdong Province, P.R.China

E-mail: global@sh-cnc.com

Website: www.excitechcnc.com

WhatsApp: +86 186 5313 1750 Mobile: +86 186 5319 8309

北方基地: 山东省济南市高新区港源七路1832号

南方基地: 广东省肇庆市国家高新区科技大街中4号

电话: 400-800-5937

网址: www.sh-cnc.com

VER2024.08



关注公众号



抖音视频号



Contact Us



We Are EXCITECH®

EXCITECH® 星辉数控是一家专注于自动化木工数控设备研发、制造及生产软件开发和应用的企业，北方基地位于济南国家级高新开发区，华南生产基地位于广东肇庆大旺国家高新区，是高新技术企业。

- ◆ 我们专注于打造家具产业智能工厂，产品涵盖板式家具生产线设备、裁纸机、数控开料机、数控裁板锯、激光封边机系列、数控排钻加工中心系列、镗铣加工中心系列、全系列五轴立体化加工中心、不同规格型号的加工中心和雕刻机等机械设备，广泛应用于板式家具、定制橱柜衣柜、五轴三维立体化加工、实木家具等非金属数控加工领域。
- ◆ 我们是国内率先能够进行专业智能工厂整厂规划并提供相关成套设备及软件的厂家，全球上百套成熟落地案例，我们的数控开料设备、全自动封边机、高速排钻加工中心及包装线系列产品，结合自动化软件的定制家具柔性加工生产线，能够真正为您量身打造板式橱柜衣柜生产的一揽子解决方案，将定制化纳入规模化生产。
- ◆ 我们的质量标准定位与欧美同步，全线产品标配国际品牌零部件，是国内少数采用数控加工设备加工全部机械零部件的厂家，配合先进的加工和装配工艺，并有严格的过程质检把关，致力为用户提供长期工业化使用下稳定可靠的设备，产品已出口100多个国家和地区。
- ◆ 我们的技术能帮助您以更简单的方式、用更低的投入以及更少的时间，将理念和设计迅速转化为产品，提高您的工业自动化水平，摆脱对技术工人的依赖，有效地提高管理效益和生产效益。

真诚的欢迎您来公司实地考察参观，我们的理念和品质您可亲眼见证！



山东济南北方生产基地



广东肇庆南方生产基地

专注品质、注重服务、全心全意为用户创造价值

Honors 企业荣誉 截至到2024年初统计

<p>49项 国家认定的荣誉及奖项 National Awards</p> 	<p>40项 软件著作权 Software Copyright</p> 	<p>160项 发明及实用新型专利 Invention and Awards</p> 
---	---	--

定制家具生产线科技鉴定为“国内领先水平”
 公司荣誉
 “高新技术企业”
 山东省专精特新企业
 第一批“高端装备制造创新型企业”
 “山东省工程技术研究中心”
 “山东省科技进步一等奖”



了解更多

Partners 合作伙伴 我们还有更多合作伙伴，期待您的加入！

声明：以上排名不分先后，客户名称及商标所有权归客户所有，不做任何其他用途！

伺服-端头-激光封边机系列

Servo Control-Laser Edgebanding Technology for NARROW PARTS



EF588GW-LASER 3kW矩形激光封 | 伺服调刀 | 4公分端头 | 钢导轨
Rectangular Spot System | Designed to Process Narrow Parts ≥4cm | Servo Control

爆款推荐




3kW足功率矩形光斑系统
受热均匀，无扫描盲区 Rectangular Spot System
The edge is heated evenly

水冷却系统 Water Cooling System

有效延长激光头使用寿命
Service life of the laser generator is greatly prolonged.

好封边，星辉零胶线！


采用半导体光纤耦合输出激光器，通过矩形光斑系统将激光聚焦到封边带胶层，美观无缝，告别胶线！



EDGEBANDING WITH INVISIBLE GLUE JOINT
Semiconductor fiber coupled laser generator guides the laser beam onto the edge through a rectangular spot system.

激光封边机


前喷雾 → 预铣 → 预热灯 → 双色免清洗PUR胶锅 → 激光封 → 伺服送带 → 压贴 → 粗修 → 伺服精修 → 伺服刮边 → 浮动平刮 → 齐头 → 四刀跟踪 → 后喷雾 → 抛光1 → 抛光2
Spray Separate Agent → Pre Milling → Pre Heating → Easy to Clean Pur Reservoir → Laser Edging → Servo Tape Infeed → Pressure Rollers → Rough Trimming → Servo Fine Trimming → Servo Scraping → Flat Scraping → End Cutting → Corner Rounding with 4 Motors → Spray Clean Agent → Buffing*2




伺服送带+伺服精修+伺服刮边
Servo Infeed + Servo Fine Trimming + Servo Scraping



钢导轨
Steel Rail Structure



4公分端头稳定封边
Designed to Process Narrow Parts (≥4cm)



四刀跟踪单元
Corner Trimming Unit
一体式折弯摆臂，精控升级，提升效果同时保证稳定性




特别推荐
了解激光封

数控高速封边机系列——履带封边机


High Speed Edgebanding Technologies

门板利器

Perfect for Doors



可实现端头为5公分的板件长边稳定封边



Designed to process long, narrow(≥50mm) parts



高速封边机

EF666G

高速履带 | 双上胶锅 | 三电机齐头

High Speed V-belt Top Pressure Sliding Chain | Double Top Glue Pots | End Trimming with 3 Motors

前喷雾 → 预铣 → 预热灯1 → 上涂胶1 → 送带1 → 压贴1 → 预热灯2 → 上涂胶2 (快速熔胶) → 送带2 → 压贴2 → 单电机齐头 → 双电机齐头 → 粗修 → 精修 → 四刀跟踪 → 刮边1 → 刮边2 → 重型大平刮 → 后喷雾 → 抛光1 → 抛光2

Spray Separate Agent → Pre Milling → Top Hotmelt1 → Tape Magazine1 → Pressing1 → Pre Heating 2 → Top Hotmelt 2 → Tape Magazine 2 → Pressing 2 → End Trimming with 3 Motors → Rough Trimming → Fine Trimming → Corner Rounding with 4 motors → Scraping 1 → Scraping 2 → Heavy-duty Flat scraping → Spray Clean Agent → Buffing*2



双色免清洗PUR胶锅

Easy to Clean PUR Glue Reservoir



EF600

粗修+精修+刮边 | 双色免清洗胶锅 | 高速履带

Rough + Fine Trimming + Scraping | Easy to Clean Pur Glue | High Speed V-belt Top Pressure Sliding Chain

前喷雾 → 预铣 → 预热灯 → 双色面清洗PUR胶锅 → 压贴 → 单电机齐头 → 粗修 → 精修 → 二刀跟踪 → 刮边 → 平刮 → 后喷雾 → 抛光1 → 抛光2

Spray Separate Agent → Pre Milling → Easy to Clean Pur Glue → Pressure Rollers → End Trimming → Rough Trimming → Fine Trimming → Corner Rounding → Scraping → Flat Scraping → Spray Clean Agent → Buffing*2

钢轨钢梁重型封边机系列


High Speed Edgebanding Technologies



EF688GP

钢导轨+钢压梁 | 高速履带 | 自研重型跟踪单元 | 双精修双刮边

Double Fine Trimming + Double Scraping | High Speed V-belt Top Pressure Sliding Chain | Steel Rail Structure + Steel Top Pressure Beam | Heavy Duty Corner Trimming Unit



EF583GI

上胶锅（快熔）+下胶锅 | 仿形跟踪

Top Glue Pot with Quick Melt + Bottom Glue Pots | Corner Rounding


钢导轨+钢压梁

Steel Rail Structure + Steel Top Pressure Beam



自研重型四刀跟踪单元

Heavy Duty Corner Trimming Unit




一体式折弯摆臂，精控升级，提升效果同时保证稳定性

前喷雾 → 预铣 → 预热灯 → 激光封 → 送带 → 压贴 → 上涂胶 → 送带 → 压贴 → 三电机齐头 → 精修1 → 精修2 → 重型四刀跟踪 → 刮边1 → 刮边2 → 大平刮 → 后喷雾 → 往复抛光1 → 往复抛光2

Spray Separate Agent → Pre Milling → Top Hotmelt1 → Tape Magazine1 → Pressing1 → Pre Heating 2 → Top Hotmelt 2 → Tape Magazine 2 → Pressing 2 → End Trimming with 3 Motors → Fine Trimming 1 → Fine Trimming 2 → Corner Rounding with 4 motors → Scraping 1 → Scraping 2 → Heavy-duty Flat scraping → Spray Clean Agent → Buffing*2

双色免清洗PUR胶锅

Easy to Clean PUR Glue Reservoir




前喷雾 → 预铣 → 预热灯1 → 下涂胶1 → 送带1 → 压贴1 → 预热灯2 → 上涂胶2（快速熔胶2） → 送带2 → 压贴2 → 齐头 → 粗修 → 精修 → 二刀跟踪 → 刮边 → 平刮 → 后喷雾 → 抛光1 → 抛光2

Spray Separate Agent → Pre Heating 1 → Bottom Hotmelt 1 → Tape Magazine 1 → Pressing 1 → Pre Heating 2 → Top Hotmelt 2 → Tape Magazine 2 → Pressing 2 → End Trimming → Rough Trimming → Fine Trimming → Corner Rounding with 2 motors → Scraping → Flat scraping → Spray Clean Agent → Buffing*2

EF666W重型四跟踪端头线封边机

4公分端头可选机型: EF666W / EF583GIMW / EF583GIW / EF583GW / EF583W / EF582W

Heavy-duty 4 Motors Corner Rounding Edgebanding for **Narrow Parts**



4公分端头


双上胶锅 | 四刀跟踪

Perfect for Small Part

Corner Rounding with 4 Motors | Dual Top Glue Pot with Quick Melt

前喷雾 → 预铣 → 预热灯1 → 上涂胶1 → 送带1 → 压贴1 → 预热灯2 → 上涂胶2 (快速熔胶2) → 送带2 → 压贴2 → 单电机齐头 → 双电机齐头 → 粗修 → 精修 → 四刀跟踪 → 刮边1 → 刮边2 → 重型大平刮 → 后喷雾 → 抛光1 → 抛光2

Spray Separate Agent → Pre Heating 1 → Top Hotmelt 1 → Tape Magazine 1 → Pressing 1 → Pre Heating 2 → Top Hotmelt 2 → Tape Magazine 2 → Pressing 2 → End Trimming → Rough Trimming → Fine Trimming → Corner Rounding with 4 motors → Scraping 1 → Scraping 2 → Flat scraping → Spray Clean Agent → Buffing*2



窄板辅助轮
Small part infeed rollers



窄板辅助进料装置
Small part infeed pusher

-W30 窄条封边机系列

Narrow Parts Edge Banding

可选机型: EF581W30\EF580W30


W30窄条封边机 适合宽度为30mm窄板的长边加工

Designed to process long, narrow (≥30mm) parts



3公分端头长边

Perfect for Small Part



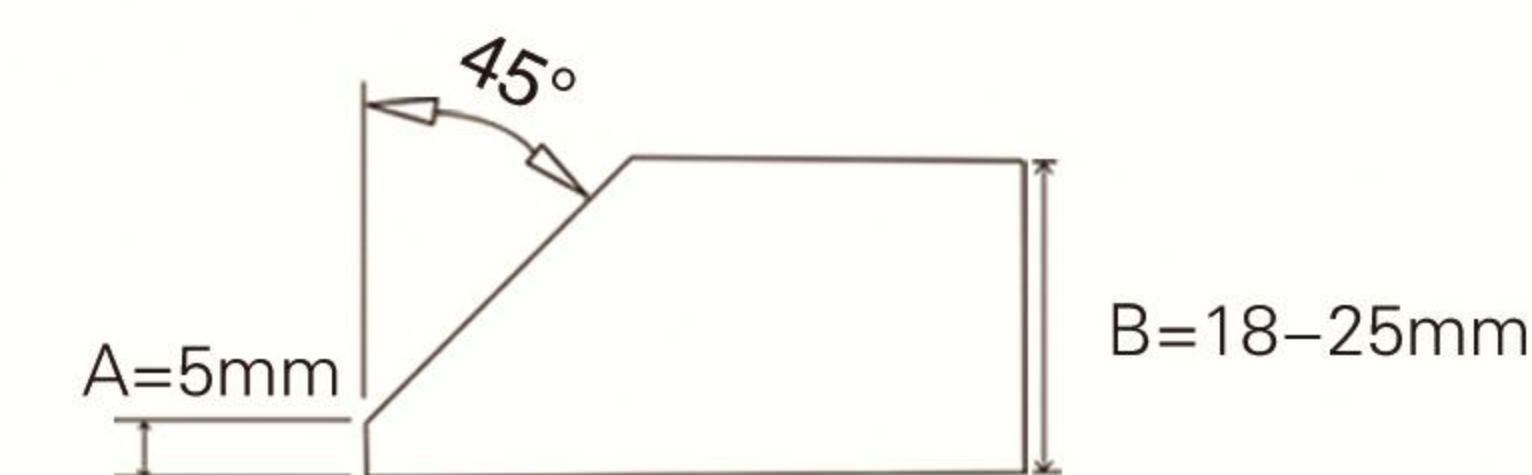
EF666X全自动直线封边机(斜直一体封边机)

Straight and Slanted Edge



适合斜边门板、斜角拼接柜体等工艺

Perfect for making slanted edges




可同时封直边、斜边

Straight and slanted edge can be processed simultaneously

EF666GA-PUR 蜂窝铝板/木板一体封边机

Edgebander for Aluminum Board Processing




皮带压贴


Belt pressure zone

工业4.0智慧封钻连线

Edgebanding+Drilling Cells



可选功能 Options




PUR /激光功能
PUR可使板件封边后更牢固，具有防水、防潮性
PUR adhesive melting unit available for water-proof and zero joint requirements



双色免清洗PUR胶锅
Easy to clean PUR glue reservoir is optional



胶轴自动清屑功能，回胶自动关门并除屑
(特别适用于刨花板，颗粒比较多)
Automatic chip cleaning function of the glue shaft, close the glue valve and removes chips automatically



2/4/6/12通道伺服换带，独特的导带机构设计，不易卡带，伺服驱动，精准送带
2/4/6/12 slot servo tape magazines available for upgrade. Smooth guidance, servo driven, the edge infeed is both precise and swift.



铰链孔、合页孔避让装置(粗修/精修/刮边)
Panel with hinge holes can be processed as well with this special device



单机封边回转线，实现1人操作并提高加工效率
Edgebander with return conveyors, greatly helps reducing down time while improving productivity



选配自动补胶机构
Automatic glue refill device available



上开槽、下开槽、水平开槽功能，可独立控制拉槽深度
Top, bottom and side grooving available



选配电子安全锁装置
Safety lock available

设备参数 Technical Data

还有更多尺寸及机型可供选择，可联系我们详细咨询！
For specific machine configurations, please refer to your technical agreement

系列 Series	外形尺寸 Dimension	总功率 Power	净重 Net. Weight	加工速度 Working Speed	工件厚度 Panel Thickness	可加工最小端头尺寸 Panel Width	工件长度 Panel Length	封边带厚度 Edge Thickness	封边带宽度 Edge Width
激光封边机系列 Laser Edgebanding Technology									
588GW-LASER	7750*1800*970mm	26kW	4200kg	18-24m/min	9-60mm	≥40mm	≥240mm	0.4-3mm	13-65mm
688GP-LASER	10750*1800*970mm	38kW	6000kg	20-26m/min	9-60mm	≥80mm	≥200mm	0.4-3mm	13-65mm
666G-LASER	10750*1800*970mm	38kW	4000kg	20-26m/min	9-60mm	≥80mm	≥200mm	0.4-3mm	13-65mm
6系重型高速封边机 EF6 Series High Speed Edge Bander									
EF688GP	10750*1800*970mm	35kW	6000kg	20-26m/min	9-60mm	≥80mm	≥200mm	0.4-3mm	13-65mm
EF666G	10750*1800*970mm	35kW	4000kg	20-26m/min	9-60mm	≥80mm	≥200mm	0.4-3mm	13-65mm
EF666J	10750*1800*970mm	35kW	4000kg	20-26m/min	9-60mm	≥80mm	≥200mm	0.4-3mm	13-65mm
EF666W	10750*1800*970mm	35kW	4000kg	20-26m/min	9-60mm	≥40mm	≥120mm	0.4-3mm	13-65mm
EF666X	9900*1680*970mm	37kW	\	14-22m/min	直边 9-60mm 斜边16-45mm	≥120mm	≥150mm	0.4-3mm	13-65mm
5系压轮封边机 EF5 Series Edgebander Machine									
EF588GW	7750*1600*900mm	23kW	4200kg	18-24m/min	9-60mm	≥40mm	≥240mm	0.4-3mm	13-65mm
EF583GIM	8950*1600*900mm	23kW	3300kg	18-24m/min	9-60mm	≥60mm ≥40mm	≥120mm ≥250mm	0.4-3mm	13-65mm
EF583GI	8950*1600*900mm	23kW	3150kg	18-24m/min	9-60mm	≥60mm ≥40mm	≥120mm ≥250mm	0.4-3mm	13-65mm
EF583G	8950*1600*900mm	23kW	3150kg	18-24m/min	9-60mm	≥60mm ≥40mm	≥120mm ≥250mm	0.4-3mm	13-65mm
EF583	7300*1600*900mm	19kW	\	18-24m/min	9-60mm	≥60mm ≥40mm	≥120mm ≥250mm	0.4-3mm	13-65mm
EF582	6700*1600*900mm	14kW	\	18-24m/min	9-60mm	≥60mm ≥40mm	≥120mm ≥250mm	0.4-3mm	13-65mm
EF581	4960*1600*900mm	17kW	\	18-24m/min	9-60mm	≥60mm ≥40mm	≥120mm ≥250mm	0.4-3mm	13-65mm
EF580	4460*1600*900mm	13kW	\	18-24m/min	9-60mm	≥60mm ≥40mm	≥120mm ≥250mm	0.4-3mm	13-65mm

★ 产品不断升级改良，当外观、配置与参数变更时，均以实物为准
Please contact our sales specialists for more information, Customized sizes available upon request.